


# The Roof

Coliving en Gran Canaria

THE ROOF

# ABOUT THE PROPERTY

The Roof is a big and spacious **penthouse** with an enormous rooftop. It is located in the best neighborhood in town, quiet but central.

 **8, Calle Lope de Vega**, 35005 Las Palmas de Gran Canaria



## Key features

### **7 Rooms with private or shared bathrooms**

Some of them with desks (Fuerteventura, Lanzarote and Gran Canaria); Gran Canaria and Fuerteventura room have private bathrooms, Lanzarote and Tenerife shared an ensuite bathroom (between the two rooms) and La Palma, El Hierro y La Gomera share a bathroom (near the corridor of the house);

### **1 only floor for all the rooms**

### **Fully equipped kitchen and work area**

### **Rooftop terrace**

### **Outdoor area and barbeque**

### **Laundry room**

*\*Note that there is no elevator in the house.*

CHECK IT OUT

# GALLERY & ROOMS

Here are a few pictures of The Roof. We featured every room, and also some pictures about the shared spaces with some information about each one.

## 360 Tour

Don't miss out on our [Virtual 360 Tour](#)! As close as it gets as visiting our home 😊



### FUERTEVENTURA ROOM

With desk  
Private bathroom



### GRAN CANARIA ROOM

With desk  
Private bathroom



### LANZAROTE ROOM

With desk  
Shared bathroom with Tenerife



### TENERIFE ROOM

Desk in shared spaces  
Shared bathroom with Gran Canaria



**LA PALMA ROOM**

Desk in shared spaces  
Shared bathroom with El Hierro & La Gomera rooms



**EL HIERRO ROOM**

Desk in shared spaces  
Shared bathroom with La Palma & La Gomera rooms



**LA GOMERA ROOM**

Desk in shared spaces  
Shared bathroom with La Palma & El Hierro



**KITCHEN**

Shared Space



**BATHROOM**

One of our shared bathrooms



**ROOFTOP**

Shared Space



**WORKING AREA**

Shared Space



**LIVING ROOM**

Shared Space

# FROM THE AIRPORT

---

In order to arrive from the airport to The Roof, you have several options:

1. **By taxi** (around € 35 )
2. **Bus + walking.** Take the line 60 or 91 (tickets are around € 3) and stop at Juan XII, then walk about 10 minutes to our coliving.
3. **Bus + taxi.** Take the line 60, 1 or 91 (tickets are around € 3) and stop at San Telmo Station, then get a taxi (around € 3-5)
4. **Blue Bus + Yellow Bus.** Take the line 60, 1 or 91 (tickets are around € 3) and stop at San Telmo Station. Then take the Yellow bus line 1 and stop at Oficinas Municipales (León y Castillo) that is, our city council.

👉 If you ask us, our recommendation is **option number 3.**

## Back to the Airport :

There is a taxi-service that can take you back to the airport for only 20€. Bookings are made through whatsapp on +34 626848484

*NOTE: If you're landing late at night, the bus options might not be available since they don't run 24/7.*

Please check the [official schedules](#) beforehand.

DON'T GET LOST

## FIND US

The entrance of The Roof sometimes is confusing for colivers.

You have to **find the white building and then a little black door.**

Afterwards, **find door number 6** and ring the top left button.

We think with these two pictures you won't have any problems finding the house.



 8, Calle Lope de Vega

Door #6




DON'T BE SHY

# JOIN OUR COMMUNITY

---

## House Communication

Join the [TheRoof Whatsapp group](#) for house communications



## Repeople Local Community

Join our [Local Whatsapp group](#) and our [Local Community Facebook group](#).

## repeople Online Community

Join the [repeople online community](#) to connect with remote workers and experts.



## Other Useful FB Groups

[Gran Canaria Digital Nomads](#)  
[Canary Islands Digital Nomads & Remote Workers](#)







FREE ACCESS FOR YOU!

## COWORKING SPACE

Colivers have free 24/7 access to our separate Coworking space located about 10 min away walking

 **2, Calle Montevideo**, 35007, Las Palmas de Gran Canaria

To access it, download the free **ParkingDoor app**.



Sign up to it and request access to our team.

Then, you will find a few options to open the doors of our Coworking that we will detail on the next page.

## 24/7 Access Instructions

The button you will use the most is “**Open Glass Door**” which is for opening the main door of the workspace.

**If you are the first one arriving**, you will need to press the button “**Open Security Door**” then, the button “**Open Glass Door**” and **then set the alarm**.

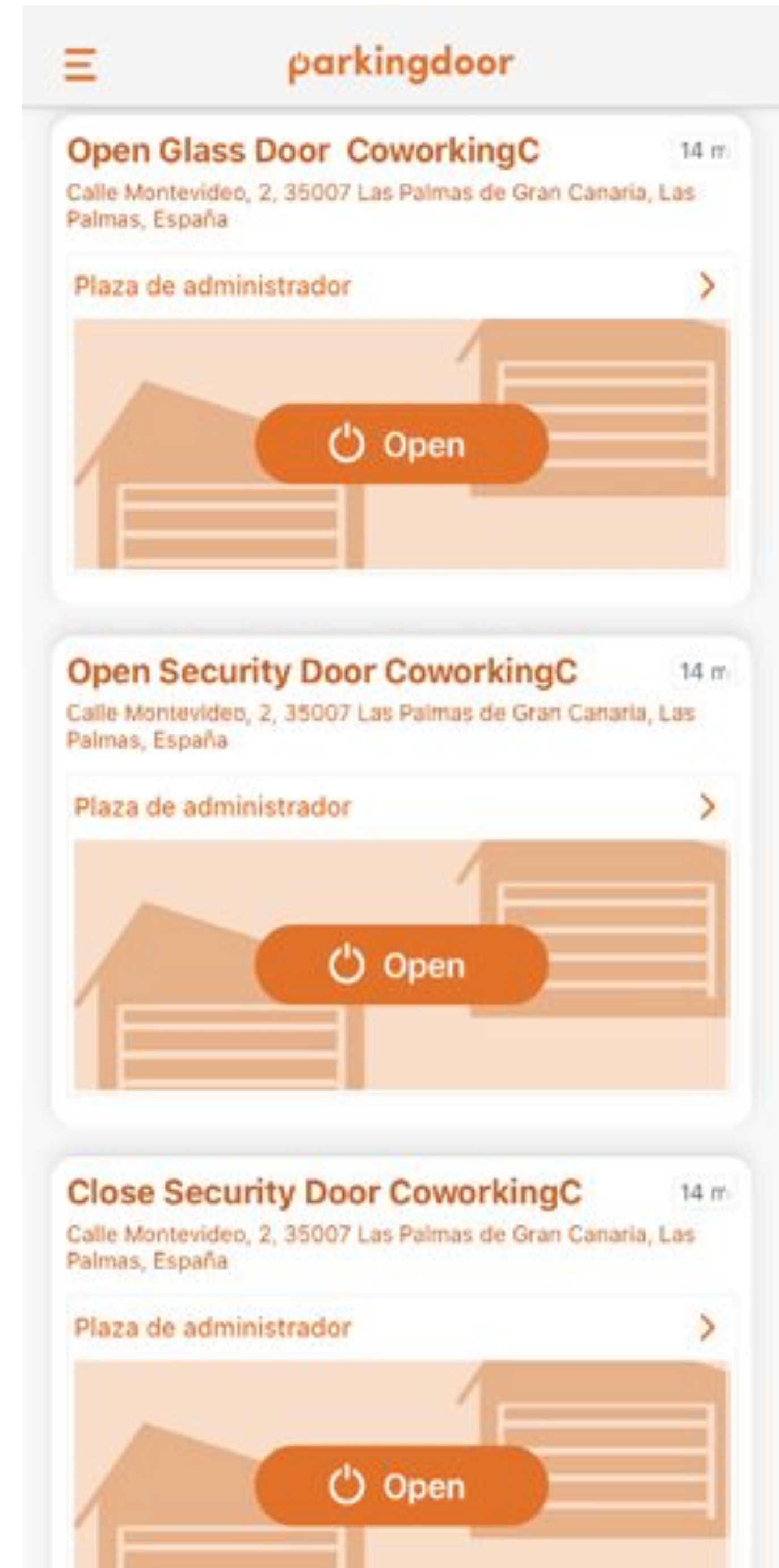
**If you are the last one leaving**, you will need to press the button “**Open Glass Door**” then, the button “**Close Security Door**” and **then set the alarm**. Please make sure you turn off all the lights of the workspace as well as the air conditioning.



### ABOUT THE ALARM

**Green button** + **2944** to deactivate  
(to open the Coworking when you're the **first one arriving**)

**Red button** + **2944** to activate  
(to close the Coworking when you are the **last one leaving**)





## **JOIN OUR WIFI NETWORK**

NETWORK NAME

Coliving

PASSWORD

coliving2017\_

# THE ROOF

## COLIVING CODE

We want everyone to have the best possible experience, so the following are rules that we all should follow.



## HOUSE KEEPING

The house is professionally cleaned once a week but we must collectively take care about the common areas:

- Take the trash out when its full
- Empty the dishwasher
- Throw away leftovers in the SHARED shelves
- Clean the sink after your meal
- Wipe the working space

## KITCHEN STORAGE

Every room has its own space in the cupboard, fridge and freezer. Familiarize with your room name to find your storage locations.

Check the shape and the name of your room to know where you can place your food.

There's also a shared shelf called "general" for all the colivers. Note that if you leave something there it is considered that's for everyone.

When you leave the coliving, please put the **leftovers you want to share with your colivers on the General storage**. If there are any products that expire soon please throw them away.



## HOUSE RULES

The house is professionally cleaned once a week but we must collectively take care about the common areas:

- Smoking is not allowed inside the house
- If you smoke outside please clean the ashtrays after use
- Pets are not permitted
- Do not make noise after 10pm
- Please treat every member of our community with **respect.**

## EXTRA GUEST

If you want to invite a friend, a family member or even your fling to stay in the house...

They are welcome!

But keep in mind that for every extra guest the cost is **10€ per night.**

Please notify a member of a crew prior to arrival in order to facilitate clean towels for your guest.



## RECYCLING

In this house we care about mother earth!

That's why we have different bins to recycle plastic, glass and general waste.

Directions to recycle out of the house: go up until Calle Brasil and turn right.



## INCLUDED SERVICES

Remember that these are the services included on your rate:

- Weekly Cleaning
- Free Unlimited Coffee
- Toilet Paper / Kitchen Paper
- Detergent & Hand Soap
- Drinkable Tap Water (No Plastic)

## MAILS & ORDERS

If you're planning to order something online, we recommend you to send it to the address of our coworking space as there's always somebody there during working hours. At The Roof it might be difficult to reach.

Address of repeople Coworking:

Calle Montevideo, 2, local 7.

35007 Las Palmas de Gran Canaria, Las Palmas.

Note that for non-residents, orders of more than 150€ might require extra fees and customs clearing.

## FOOD DELIVERY

Feel too lazy to cook or to do your groceries? Don't worry because you have different options.

1. Apps for ordering food: **Glovo**, **Canary Flash** and **Just Eat**.
2. Home delivering Supermarkets: **Carrefour**, **Hiperdino** and **Mercadona**.
3. Favourite store of the colivers to order food: **Fitfood Canaries**.  
Some of our colivers called it "Lifesaver".

Please note the direction for food delivery:

Calle Lope de Vega, 8, door 6

Ciudad Jardín, 35005, Las Palmas

## COMMUTING

Las Palmas is a small city where you can go almost everywhere walking but if you're too tired or you want to save time, buses are a great option.

In the Canary Islands you will never hear the word "bus", though, because the islanders use the word "guagua" for that instead.

The [yellow buses](#) are to commute within the city and the [blue buses](#), generally, to go out of it.

Most used bus lines for the colivers:

- [Line 17](#) to go to Las Canteras Beach
- [Line 1](#) to go to Vegueta, the Old Town.

If you want to save some money and go contact less, have a look at this [rechargeable card](#). To get it and charge it you must go to the bus stations of Santa Catalina or San Telmo.

## BIKES

Another great option to go around the city.

The Bike's Company of the city par excellence is [Sitycleta](#), thanks to its affordability and comfort, Las Palmas is becoming a bike friendly city.

The fees are from 1,50€ (30 min) to 40€ (1 year).

[Check the rest of the rates here.](#)

Please note that bikes are not allowed to be left around the building . If you rent a bike please either bring it inside the coliving ( the rooftop) or park it with a good lock across the street by the town hall entrance.



## CAFES & RESTAURANTS

Here some of our recommendations:

- **El Ayuntamiento**, closest available café with cheap weekly menus
- **Segundo Muelle**, best peruvian food only a few blocks away
- **Café Regina**, best coffee flavour
- **The Couple**, nice homemade cakes
- **Son 8 Café**, yummy breakfasts
- **Bioloco**, most well known vegan
- **200 Gramos**, best burgers (even vegan ones)
- **Malasaña**, appetizing food and fancy style

## NIGHTLIFE

Check these out:

- **Kopa and Chester**, best discos in town
- **Talleres Palermo**, hipster and international bar for having a drink
- **La Guarida del Blues**, cool bar to enjoy Jam Sessions every Wednesday
- **Reina de la Noche**, the coolest Karaoke to show your inner star
- **Azotea de Benito**, amazing rooftop with cocktails and views



## EXTEND YOUR STAY

Feeling so at home that you want to stay longer in The Roof?

As long as there's availability it's possible! Contact our team to do so. We will do our best to host you as long as you want.

## CHECKOUT

For your check out make sure you **take all your belongings** and **empty your fridge space** as well as your **kitchen shelve**.

If you leave any food in the house please place it in the general shelves before you go.



## EMERGENCY CONTACT

Something happened? Call us:

- Nacho Rodríguez +34 606 32 38 82

## FIRE & OTHER EMERGENCIES

- **Fire extinguisher** available behind the kitchen door.
- **Emergencies number** (available in English): **DIAL 112**

This is our national Emergency Center and it covers all possible emergency needs: Police, Fire Fighters, Hospital, etc.

## MEDICAL URGENCY

**Hospital Perpetuo Socorro Emergency Room.** Right next to our Coworking. Address:

Calle León y Castillo, 407.

They will have a general medicine doctor available 24/7. Just access “urgencies” and request the service. You can pay the service directly (general medicine aprox 50€).

They also have agreements with international insurance companies.

Note that we also have a **first aid kit** in the house installed next to the back entrance of the house (next to the working desks).

**Hospital Vithas Las Palmas** Only a few blocks away from the Roof. Address: León y Castillo street 292, 35005, Las Palmas .





REPEOPLE COLIVING

**Thank you for  
being part of our  
community!**